

Default Report

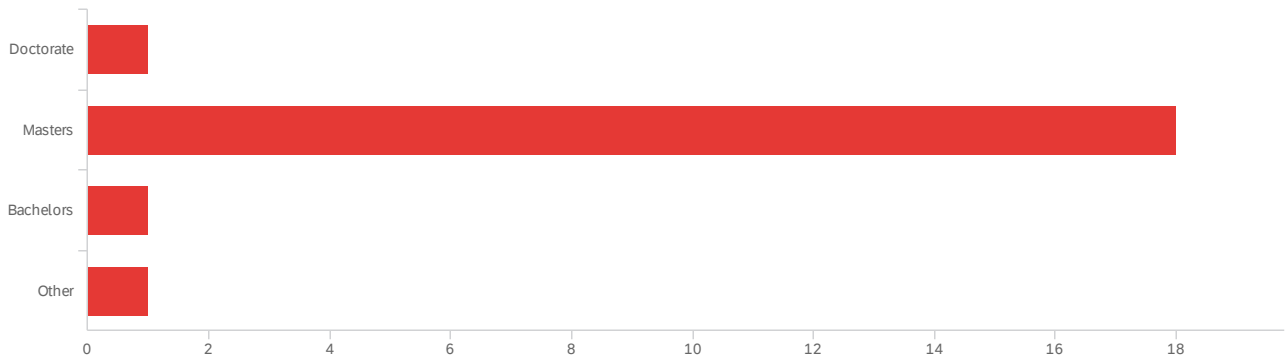
Supervisor Satisfaction Survey - School Counseling

September 8, 2021 10:19 PM MDT

Q3 - Please list the site where you supervise students:

Please list the site where you supervise students:

Q5 - Highest Degree awarded



#	Field	Choice Count
1	Doctorate	4.76% 1
2	Masters	85.71% 18
3	Bachelors	4.76% 1
4	Other	4.76% 1

21

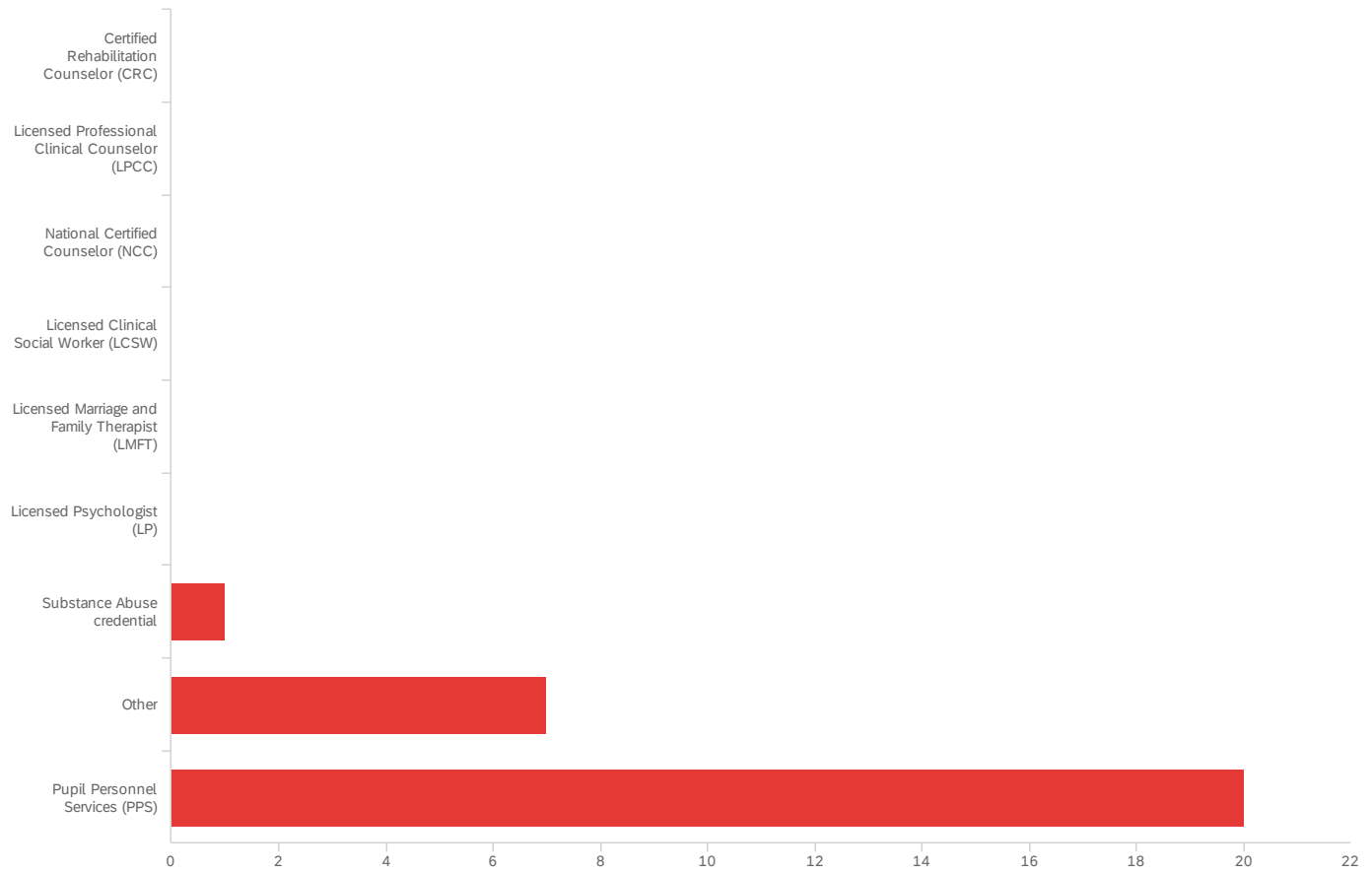
Showing rows 1 - 5 of 5

Other

Other

High School Diploma

Q6 - Which certifications and licensures do you hold? Check all that apply.



#	Field	Choice Count
1	Certified Rehabilitation Counselor (CRC)	0.00% 0
2	Licensed Professional Clinical Counselor (LPCC)	0.00% 0
3	National Certified Counselor (NCC)	0.00% 0
4	Licensed Clinical Social Worker (LCSW)	0.00% 0
5	Licensed Marriage and Family Therapist (LMFT)	0.00% 0
6	Licensed Psychologist (LP)	0.00% 0
7	Substance Abuse credential	3.57% 1
8	Other	25.00% 7
9	Pupil Personnel Services (PPS)	71.43% 20
		28

Showing rows 1 - 10 of 10

Other

Other

Administrative Credential

Administrative Services Credential

Admin Credential

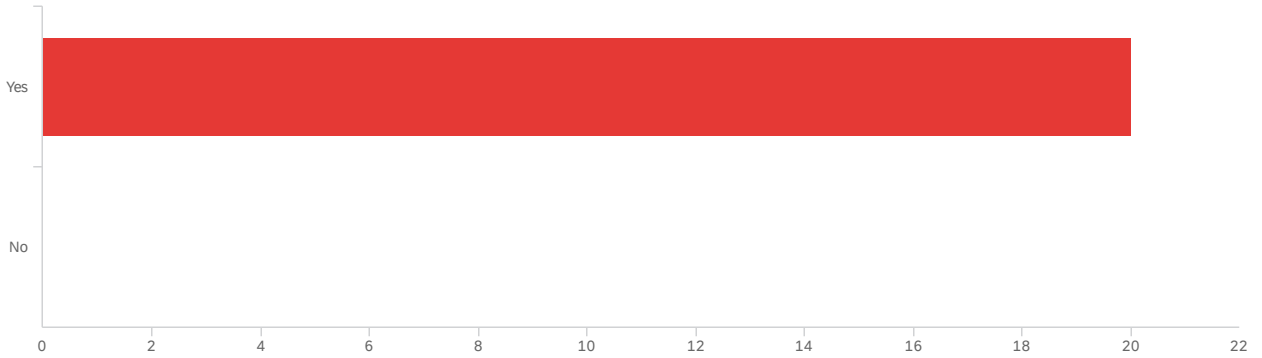
Master in Educational Counseling and Admin Credential

Administrative Credential

Admin Credential

Admin Credential and Multiple Subject Teaching Credential

Q7 - Do you have a minimum of two years of pertinent professional experience in counseling (i.e., school counseling)?




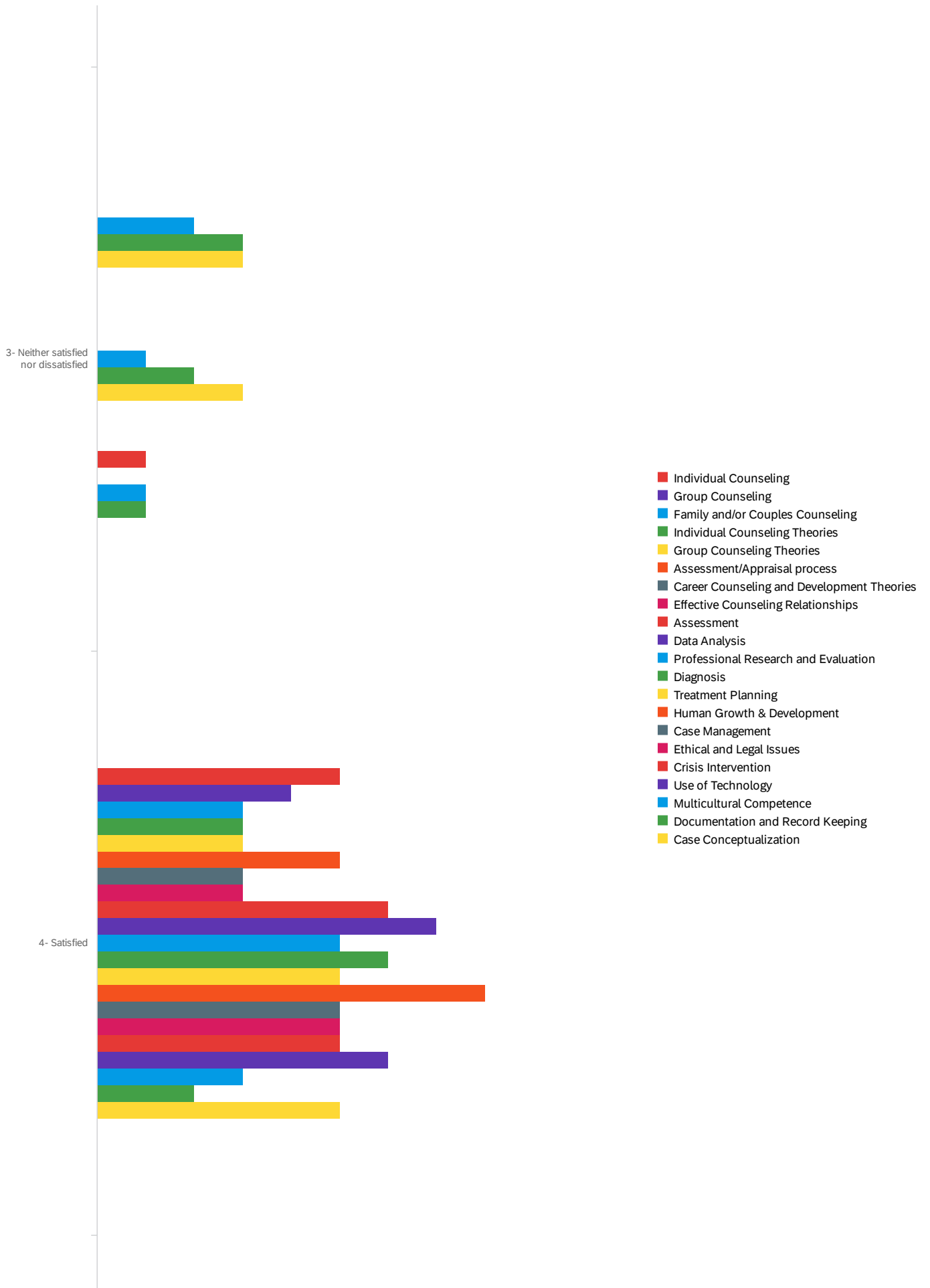
#	Field	Choice Count
1	Yes	100.00% 20
2	No	0.00% 0

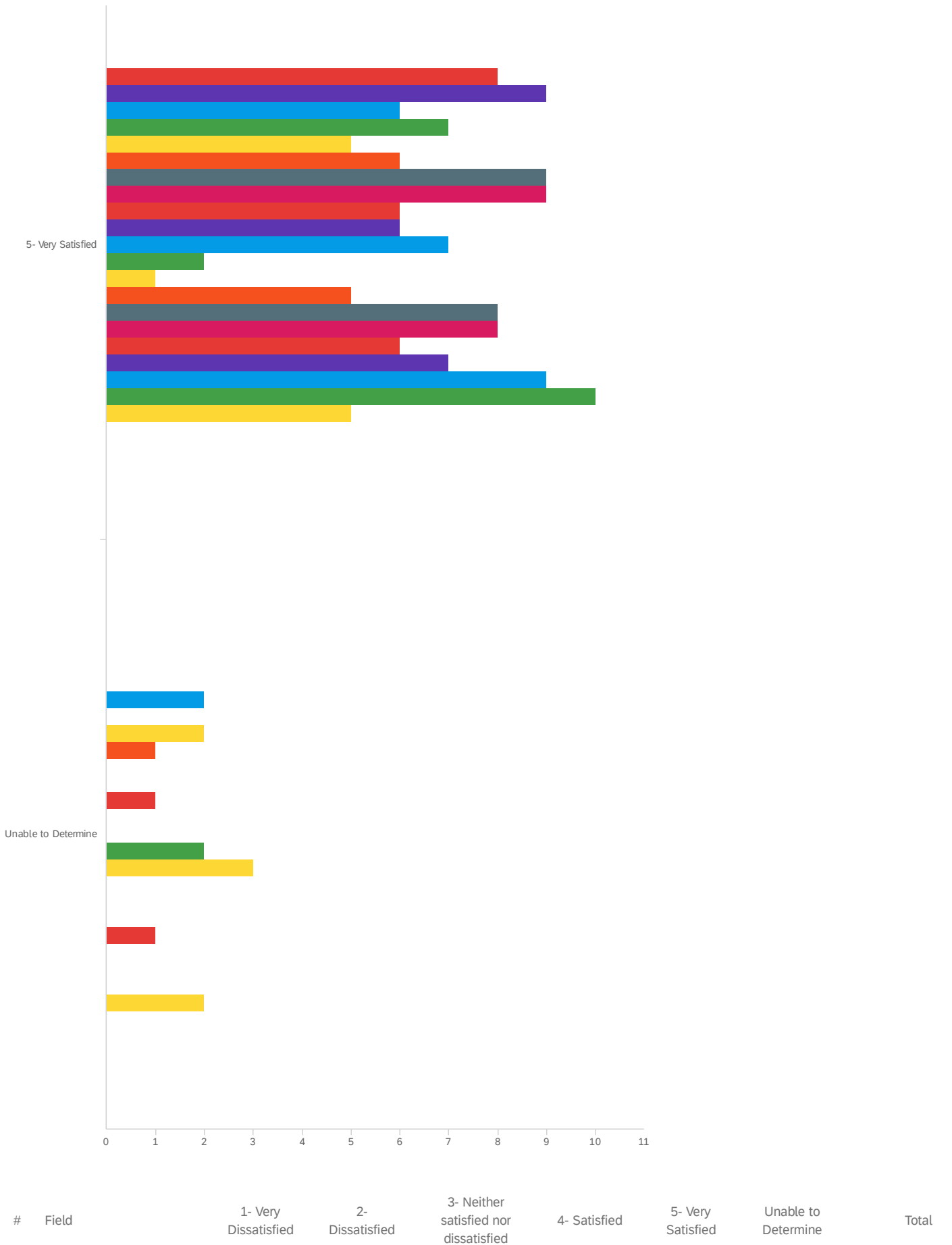
20

Showing rows 1 - 3 of 3

Q9 - Please rate your level of satisfaction on a scale of 1- very dissatisfied to 5-very satisfied, regarding KNOWLEDGE of the following educational areas.






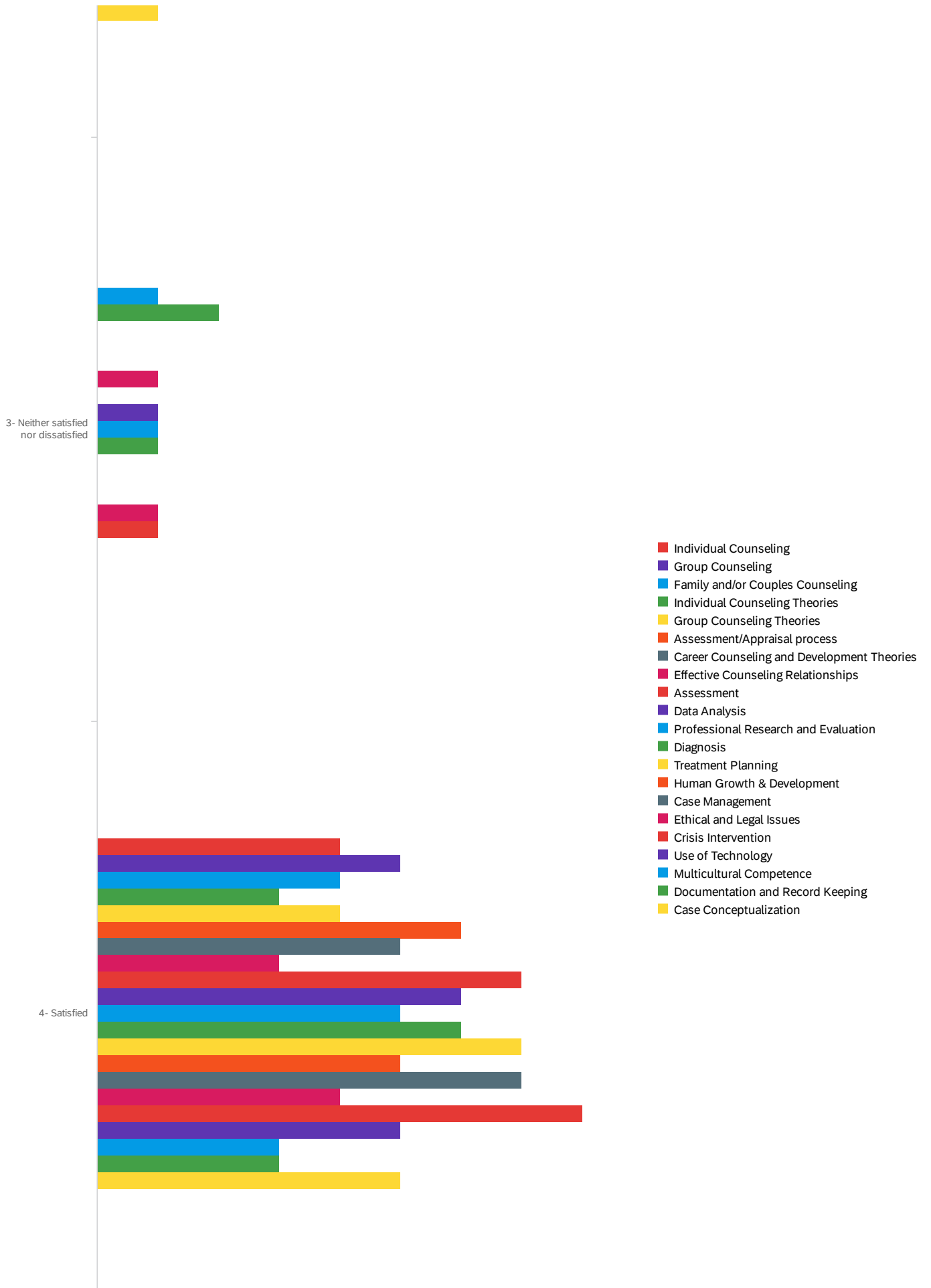


#	Field	1- Very Dissatisfied		2- Dissatisfied		3- Neither satisfied nor dissatisfied		4- Satisfied		5- Very Satisfied		Unable to Determine		Total
1	Individual Counseling	0.00%	0	0.00%	0	0.00%	0	38.46%	5	61.54%	8	0.00%	0	13
2	Group Counseling	0.00%	0	0.00%	0	0.00%	0	30.77%	4	69.23%	9	0.00%	0	13
3	Family and/or Couples Counseling	0.00%	0	0.00%	0	15.38%	2	23.08%	3	46.15%	6	15.38%	2	13
4	Individual Counseling Theories	0.00%	0	0.00%	0	23.08%	3	23.08%	3	53.85%	7	0.00%	0	13
5	Group Counseling Theories	0.00%	0	0.00%	0	23.08%	3	23.08%	3	38.46%	5	15.38%	2	13
6	Assessment/Appraisal process	0.00%	0	7.69%	1	0.00%	0	38.46%	5	46.15%	6	7.69%	1	13
7	Career Counseling and Development Theories	0.00%	0	7.69%	1	0.00%	0	23.08%	3	69.23%	9	0.00%	0	13
8	Effective Counseling Relationships	0.00%	0	7.69%	1	0.00%	0	23.08%	3	69.23%	9	0.00%	0	13
9	Assessment	0.00%	0	0.00%	0	0.00%	0	46.15%	6	46.15%	6	7.69%	1	13
10	Data Analysis	0.00%	0	0.00%	0	0.00%	0	53.85%	7	46.15%	6	0.00%	0	13
11	Professional Research and Evaluation	0.00%	0	0.00%	0	7.69%	1	38.46%	5	53.85%	7	0.00%	0	13
12	Diagnosis	0.00%	0	7.69%	1	15.38%	2	46.15%	6	15.38%	2	15.38%	2	13
13	Treatment Planning	0.00%	0	7.69%	1	23.08%	3	38.46%	5	7.69%	1	23.08%	3	13
14	Human Growth & Development	0.00%	0	0.00%	0	0.00%	0	61.54%	8	38.46%	5	0.00%	0	13
15	Case Management	0.00%	0	0.00%	0	0.00%	0	38.46%	5	61.54%	8	0.00%	0	13
16	Ethical and Legal Issues	0.00%	0	0.00%	0	0.00%	0	38.46%	5	61.54%	8	0.00%	0	13
17	Crisis Intervention	0.00%	0	0.00%	0	7.69%	1	38.46%	5	46.15%	6	7.69%	1	13
18	Use of Technology	0.00%	0	0.00%	0	0.00%	0	46.15%	6	53.85%	7	0.00%	0	13
19	Multicultural Competence	0.00%	0	0.00%	0	7.69%	1	23.08%	3	69.23%	9	0.00%	0	13
20	Documentation and Record Keeping	0.00%	0	0.00%	0	7.69%	1	15.38%	2	76.92%	10	0.00%	0	13
21	Case Conceptualization	0.00%	0	7.69%	1	0.00%	0	38.46%	5	38.46%	5	15.38%	2	13

Showing rows 1 - 21 of 21

Q10 - Please indicate your level of satisfaction with your student's educational preparation on a scale of 1- very dissatisfied to 5-very satisfied, regarding SKILLS and PRACTICES of the following educational areas.

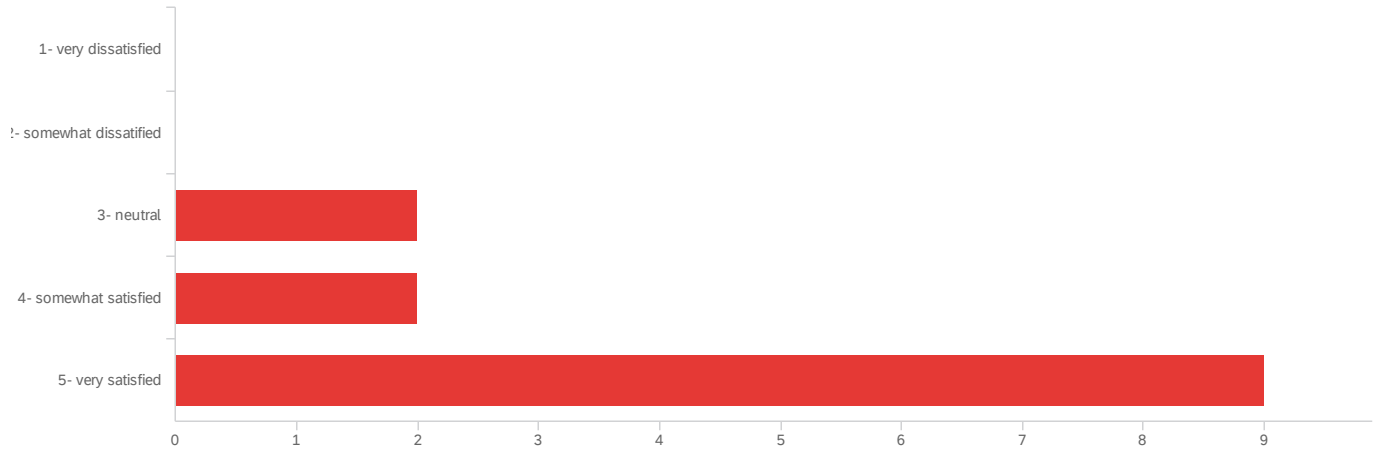




#	Field	1- Very Dissatisfied		2- Dissatisfied		3- Neither satisfied nor dissatisfied		4- Satisfied		5- Very Satisfied		Unable to Determine		Total
1	Individual Counseling	0.00%	0	0.00%	0	0.00%	0	30.77%	4	61.54%	8	7.69%	1	13
2	Group Counseling	0.00%	0	0.00%	0	0.00%	0	41.67%	5	50.00%	6	8.33%	1	12
3	Family and/or Couples Counseling	0.00%	0	7.69%	1	7.69%	1	30.77%	4	23.08%	3	30.77%	4	13
4	Individual Counseling Theories	0.00%	0	0.00%	0	15.38%	2	23.08%	3	53.85%	7	7.69%	1	13
5	Group Counseling Theories	0.00%	0	7.69%	1	0.00%	0	30.77%	4	46.15%	6	15.38%	2	13
6	Assessment/Appraisal process	0.00%	0	0.00%	0	0.00%	0	46.15%	6	38.46%	5	15.38%	2	13
7	Career Counseling and Development Theories	0.00%	0	8.33%	1	0.00%	0	41.67%	5	50.00%	6	0.00%	0	12
8	Effective Counseling Relationships	0.00%	0	0.00%	0	8.33%	1	25.00%	3	66.67%	8	0.00%	0	12
9	Assessment	0.00%	0	0.00%	0	0.00%	0	53.85%	7	30.77%	4	15.38%	2	13
10	Data Analysis	0.00%	0	8.33%	1	8.33%	1	50.00%	6	33.33%	4	0.00%	0	12
11	Professional Research and Evaluation	0.00%	0	8.33%	1	8.33%	1	41.67%	5	41.67%	5	0.00%	0	12
12	Diagnosis	0.00%	0	0.00%	0	8.33%	1	50.00%	6	25.00%	3	16.67%	2	12
13	Treatment Planning	0.00%	0	8.33%	1	0.00%	0	58.33%	7	16.67%	2	16.67%	2	12
14	Human Growth & Development	0.00%	0	0.00%	0	0.00%	0	41.67%	5	58.33%	7	0.00%	0	12
15	Case Management	0.00%	0	0.00%	0	0.00%	0	58.33%	7	41.67%	5	0.00%	0	12
16	Ethical and Legal Issues	0.00%	0	0.00%	0	8.33%	1	33.33%	4	58.33%	7	0.00%	0	12
17	Crisis Intervention	0.00%	0	0.00%	0	8.33%	1	66.67%	8	16.67%	2	8.33%	1	12
18	Use of Technology	0.00%	0	0.00%	0	0.00%	0	41.67%	5	58.33%	7	0.00%	0	12
19	Multicultural Competence	0.00%	0	8.33%	1	0.00%	0	25.00%	3	66.67%	8	0.00%	0	12
20	Documentation and Record Keeping	0.00%	0	8.33%	1	0.00%	0	25.00%	3	66.67%	8	0.00%	0	12
21	Case Conceptualization	0.00%	0	8.33%	1	0.00%	0	41.67%	5	41.67%	5	8.33%	1	12

Showing rows 1 - 21 of 21

Q11 - Please indicate your level of satisfaction with your student's educational preparation on a scale of 1- very dissatisfied to 5-very satisfied, regarding understanding and engaging local school and and cultural communities, and communicating and fostering relationships with families/guardians/caregivers in a variety of communities

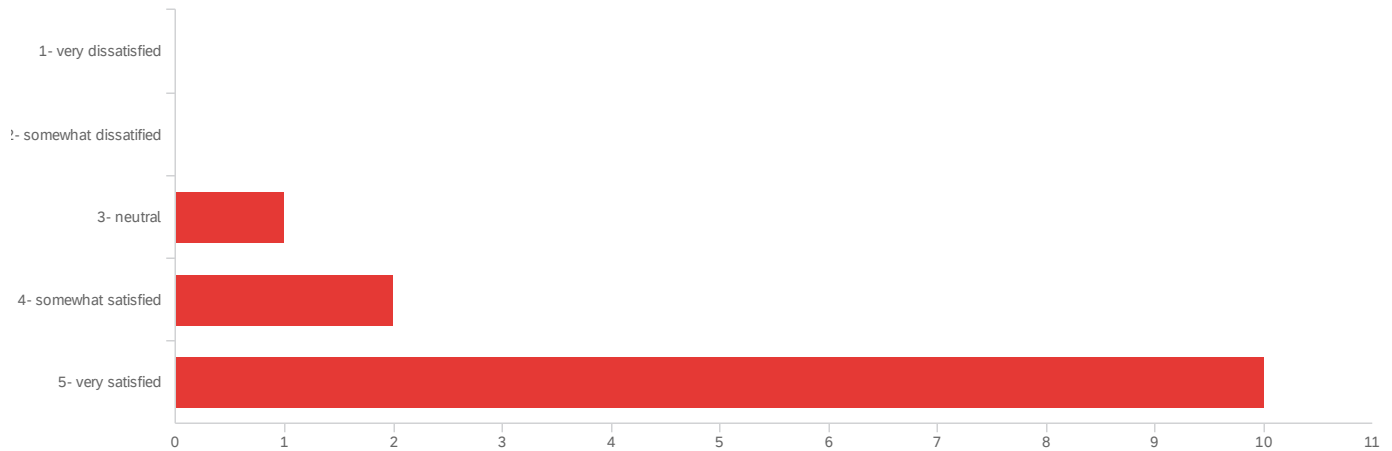


#	Field	Minimum	Maximum	Mean	Std Deviation	Variance	Count
1	Please indicate your level of satisfaction with your student's educational preparation on a scale of 1- very dissatisfied to 5-very satisfied, regarding understanding and engaging local school and and cultural communities, and communicating and fostering relationships with families/guardians/caregivers in a variety of communities	3.00	5.00	4.54	0.75	0.56	13

#	Field	Choice Count
1	1- very dissatisfied	0.00% 0
2	2- somewhat dissatisfied	0.00% 0
3	3- neutral	15.38% 2
4	4- somewhat satisfied	15.38% 2
5	5- very satisfied	69.23% 9

13

Q12 - Please indicate your level of satisfaction with your student's educational preparation on a scale of 1- very dissatisfied to 5-very satisfied, regarding creating productive learning environments, and using strategies to develop productive learning environments in a variety of school contexts.

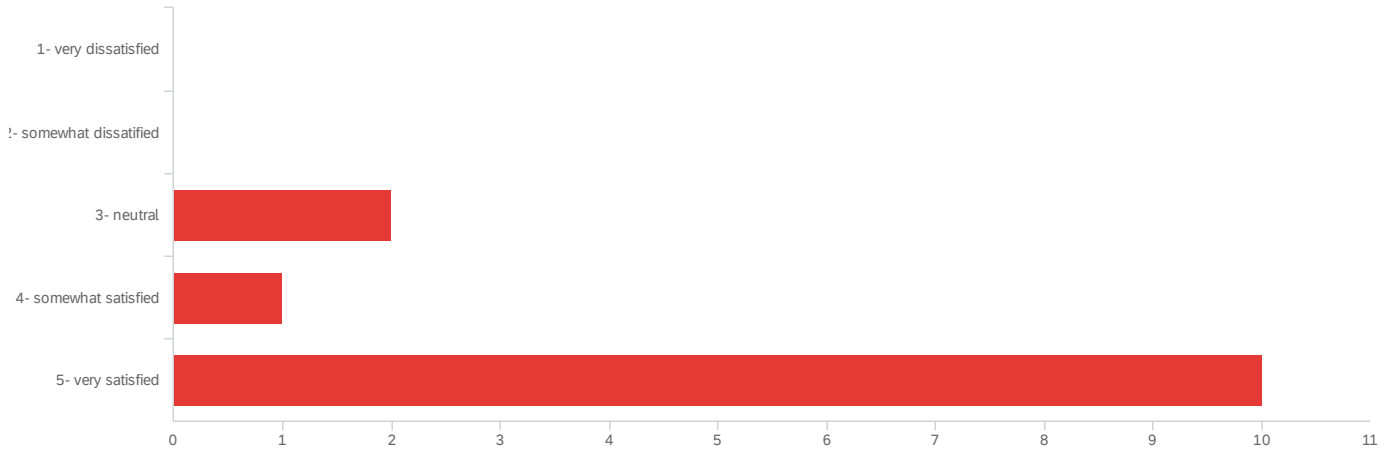


#	Field	Minimum	Maximum	Mean	Std Deviation	Variance	Count
1	Please indicate your level of satisfaction with your student's educational preparation on a scale of 1- very dissatisfied to 5-very satisfied, regarding creating productive learning environments, and using strategies to develop productive learning environments in a variety of school contexts.	3.00	5.00	4.69	0.61	0.37	13

#	Field	Choice Count
1	1- very dissatisfied	0.00% 0
2	2- somewhat dissatisfied	0.00% 0
3	3- neutral	7.69% 1
4	4- somewhat satisfied	15.38% 2
5	5- very satisfied	76.92% 10
		13

Q13 - Please indicate your level of satisfaction with your student's educational

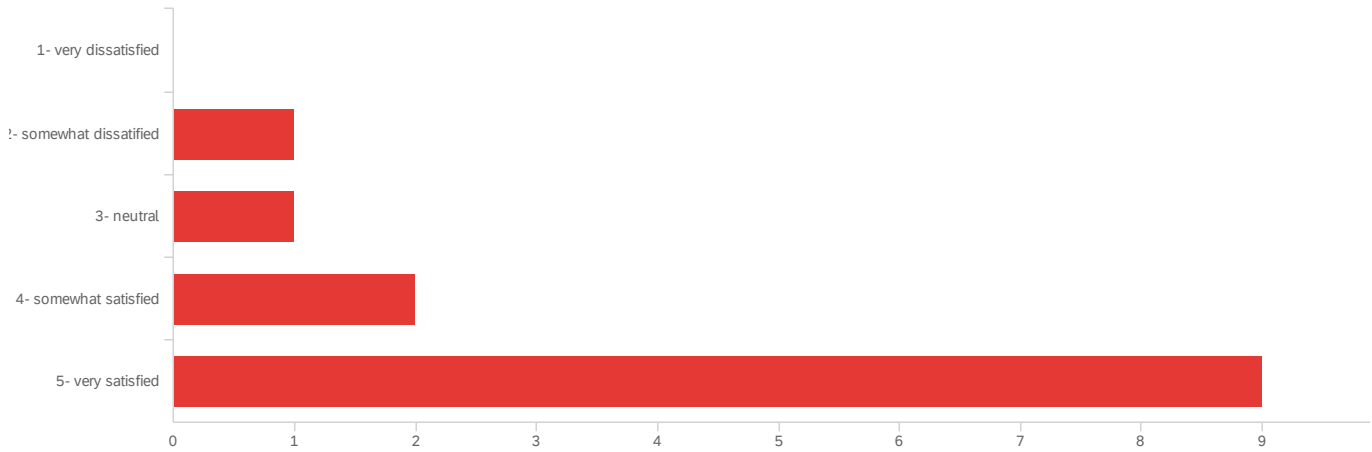
preparation on a scale of 1- very dissatisfied to 5-very satisfied, regarding engaging in culturally responsive educational practices with diverse learners and doing so in a diverse cultural and socioeconomic community context.



#	Field	Minimum	Maximum	Mean	Std Deviation	Variance	Count
1	Please indicate your level of satisfaction with your student's educational preparation on a scale of 1- very dissatisfied to 5-very satisfied, regarding engaging in culturally responsive educational practices with diverse learners and doing so in a diverse cultural and socioeconomic community context.	3.00	5.00	4.62	0.74	0.54	13

#	Field	Choice Count
1	1- very dissatisfied	0.00% 0
2	2- somewhat dissatisfied	0.00% 0
3	3- neutral	15.38% 2
4	4- somewhat satisfied	7.69% 1
5	5- very satisfied	76.92% 10
		13

Q14 - Please indicate your level of satisfaction with your student's educational preparation on a scale of 1- very dissatisfied to 5-very satisfied, regarding supporting students' growth in international and global perspectives.

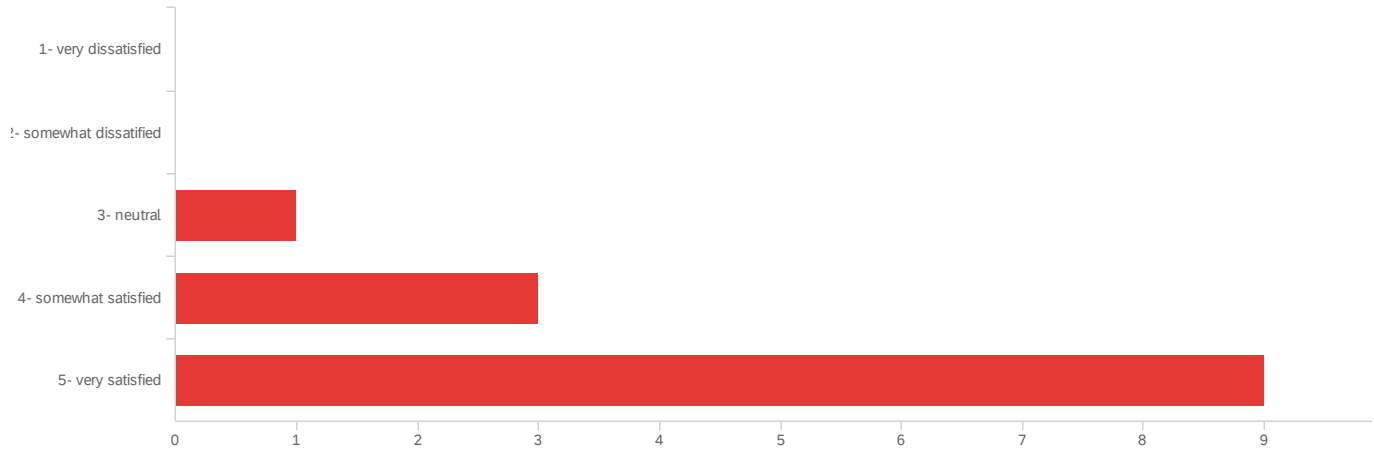


#	Field	Minimum	Maximum	Mean	Std Deviation	Variance	Count
1	Please indicate your level of satisfaction with your student's educational preparation on a scale of 1- very dissatisfied to 5-very satisfied, regarding supporting students' growth in international and global perspectives.	2.00	5.00	4.46	0.93	0.86	13

#	Field	Choice Count
1	1- very dissatisfied	0.00% 0
2	2- somewhat dissatisfied	7.69% 1
3	3- neutral	7.69% 1
4	4- somewhat satisfied	15.38% 2
5	5- very satisfied	69.23% 9
		13

Showing rows 1 - 6 of 6

Q15 - Please indicate your level of satisfaction with your student's educational preparation on a scale of 1- very dissatisfied to 5-very satisfied, regarding establishing goals for their own professional growth and engaging in self-assessment, goal setting and reflection.



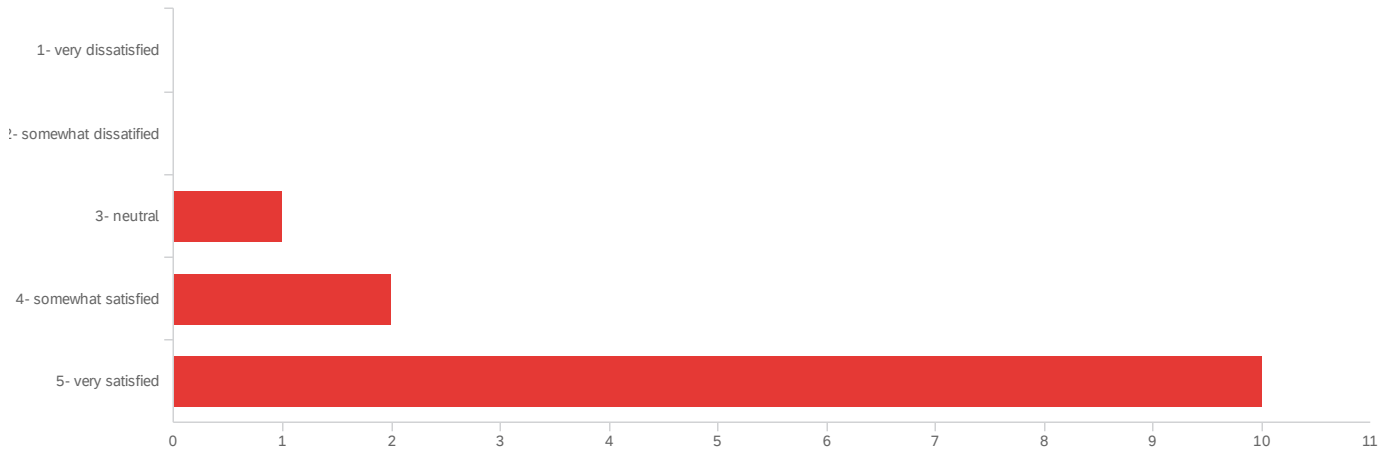
#	Field	Minimum	Maximum	Mean	Std Deviation	Variance	Count
1	Please indicate your level of satisfaction with your student's educational preparation on a scale of 1- very dissatisfied to 5-very satisfied, regarding establishing goals for their own professional growth and engaging in self-assessment, goal setting and reflection.	3.00	5.00	4.62	0.62	0.39	13

#	Field	Choice Count
1	1- very dissatisfied	0.00% 0
2	2- somewhat dissatisfied	0.00% 0
3	3- neutral	7.69% 1
4	4- somewhat satisfied	23.08% 3
5	5- very satisfied	69.23% 9
		13

Showing rows 1 - 6 of 6

Q16 - Please indicate your level of satisfaction with your student's educational

preparation on a scale of 1- very dissatisfied to 5-very satisfied, regarding collaborating with colleagues to support professional learning.



#	Field	Minimum	Maximum	Mean	Std Deviation	Variance	Count
---	-------	---------	---------	------	---------------	----------	-------

1	Please indicate your level of satisfaction with your student's educational preparation on a scale of 1- very dissatisfied to 5-very satisfied, regarding collaborating with colleagues to support professional learning.	3.00	5.00	4.69	0.61	0.37	13
---	--	------	------	------	------	------	----

#	Field	Choice Count
1	1- very dissatisfied	0.00% 0
2	2- somewhat dissatisfied	0.00% 0
3	3- neutral	7.69% 1
4	4- somewhat satisfied	15.38% 2
5	5- very satisfied	76.92% 10
		13

Showing rows 1 - 6 of 6

Q11 - Please describe the strengths of the School Counseling program at Fresno State as reflected by the work performance of your intern or employee.

Please describe the strengths of the School Counseling program at Fresno St...

Most Interns come in as self-starters wanting to initiate and lead work to support students. I noticed students to well prepared with diversity of students and social emotional counseling.

Individual and Group Counseling

Student moral is very positive

Strong theoretical background, relationship building skills, flexibility with virtual delivery of counseling services

Excellent (Ms. Moron Guzman was a graduate of PHS and has always excelled)

Student's openness to learning and accepting critical feedback

I appreciate having an intern and the overall structure of the school counseling program at Fresno State

Very knowledgeable, confident, organized. Definitely knew how to relate to students and support their needs.

Overall the program does a good job preparing students for school counseling. There is a good focus on mental health.

competency in individual, group counseling, working with families, working with a diverse group of students, and ethical issues

Q12 - Please describe any elements of Fresno State's program that you feel could be improved to better prepare future counselors.

Please list the site where you supervise students:

N/A

N/A

N/A

N/A

N/A

N/A

N/A

N/A

N/A

N/A

End of Report