

# CAL STATE APPLY (CSA)

## INSTRUCTIONS TO APPLY TO THE UNIVERSITY FOR PRELIMINARY TEACHING CREDENTIAL PROGRAMS

Program applications are also required for admission to credential programs. Please visit our [website](#) to complete the program application.

Log in to the Cal State Apply website at: [www.calstate.edu/apply](http://www.calstate.edu/apply) to start a new application. This application is completed online.

# CAL STATE APPLY

Find your future at the California State University.

With 23 campuses and thousands of degree choices, the CSU is a great place to start your journey. Explore your options below, and start your application today.

Apply for Fall 2018

Click the Apply button

Candidates that start the credential program as undergraduates should apply for the semester after they graduate.

Applying for Winter, Spring or Summer 2018? [APPLY HERE >](#)

Already started your application? [Sign in >](#)

[See Application Dates & Deadlines >](#)

Apply for the same semester that you intend to start the credential program.

## Welcome to The California State University

Thank you for your interest in The California State University. We hope you will find the online application process to be comprehensive and easy to navigate. You do not need to complete the online application all at once. You may access your application and change your answers as many times as you like, by using your login credentials from any computer with internet access. Your application can be completed online and submitted electronically once you have entered the required information.

If you are looking to apply to a prior term, Winter 2018, Spring 2018, or Summer 2018 please click [here](#) to open the application.

Please Note: If you previously created an account on CSUMentor you will need to create a new account for Cal State Apply.

Sign In with your username and password below. First time here? Select Create an Account to get started.

Sign In

Create an Account

Click on 'Create an Account' or Sign In if you have already created an account.

## CREATE AN ACCOUNT

### Create an Account

The information below will be provided to the address to which you apply. Please provide complete and accurate application you will be able to specify additional address details.

All information is required unless noted as optional.

**Your Name**

Title (optional)

First or Given Name: Mary

Middle Name (optional)

Last or Family Name: Student

Suffix (optional)

Display Name (optional): Mary Student

**Contact Information**

Unit Address: marystudent@gmail.com [Pick ▼]

Current Email Address: marystudent@gmail.com

Preferred Phone Number: 800-447-9943 [Get ▼]

Alternate Phone Number: 800-201-722-0000 [Get ▼]

**Text Notifications:**

I authorize messages to my cell phone number above and accept responsibility for any charges incurred.

**Username and Password**

Your username must be at least 8 characters. Your password must be at least 8 characters and contain at least one letter and one number or symbol.

Username: marystudent

Password: [Masked]

Confirm Password: [Masked]

Security Question: On what street did you grow up?

**Terms and Conditions**

Terms of Use

These Terms of Use constitute an agreement ("Agreement") between you and Larson International, Inc. ("Company"), a member of the website located at [www.larson.com](http://www.larson.com) ("Site").

I agree to these terms.

**Account Created**

Your account has been successfully created.

[Continue]

**Create my account**

Fill out your first and last name as stated on your driver's license, passport, or birth certificate. Add your contact information and create a username and password for your Cal State Apply Profile.

Once you are finished with this screen, click on **Create my account**.

## COMPLETE YOUR PROFILE—MILITARY & U.S. CITIZENSHIP STATUS

Use the drop-down menu to select a **U.S. Military Status** and one of the following **U.S. Citizenship Status** options:

- **U.S. Citizen:**
  - An individual born in the United States
  - An individual who has been naturalized as a United States citizen
  - An individual born in Puerto Rico, Guam, or in the U.S. Virgin Islands
- **Permanent U.S. Resident:** an individual admitted to the United States as a lawful permanent resident
- **Temporary U.S. Resident:** an individual admitted to the United States as a lawful temporary resident
- **Non Resident:**
  - An individual who is not a United States Citizen and will study at SDSU on an F-1 or J-1 Visa
- **None:** an individual without a legal status in the United States (including Deferred Action for Childhood Arrivals students, Dream Act students)

**U.S. Military Status**

Indicate your anticipated U.S. Military Status at time of enrollment.

Select Status

- On Active Duty
- Veteran
- Member of National Guard
- Member of Reserve
- Military Dependent
- Not a Member of the Military

**U.S. Citizenship Status**

U.S. Citizenship Status

Select Status

- U.S. Citizen
- Permanent U.S. Resident
- Temporary U.S. Resident
- Non Resident
- None

**Save Changes**

**Save Changes**

## COMPLETE YOUR PROFILE

### Complete Your Profile

The information provided below will be used to ensure you see all programs for which you qualify and ensure that your application includes all relevant information.

All information is required unless noted as optional.

#### Education

What level of degree are you seeking?

Undergraduate  Graduate, including Credential and Certificate Programs

Type of degree

- Master's degree or higher
- Teaching Credential, including CalState Teach
- Post-baccalaureate Certificate

Have you previously attended a CSU campus and are returning to complete that earlier program of study?

Yes  No

- Select Level of Degree: **Graduate, including Credential and Certificate Programs**
- Select Type of Degree from the drop-down menu.

Select the Teaching Credentials option

## START YOUR APPLICATION

### Welcome to The California State University

#### Hi Mary Student

Thank you for your interest in The California State University. We hope you will find the online application process to be comprehensive and easy to navigate. You do not need to complete the online application all at once. You may access your application and change your answers as many times as you like by using your login credentials from any computer with internet access. Your application can be completed online and submitted electronically once you have entered the required information.

Please Note: If you previously created an account on CSU, please note you will need to create a new account for Cal State Apply.



[Start Your Application!](#)

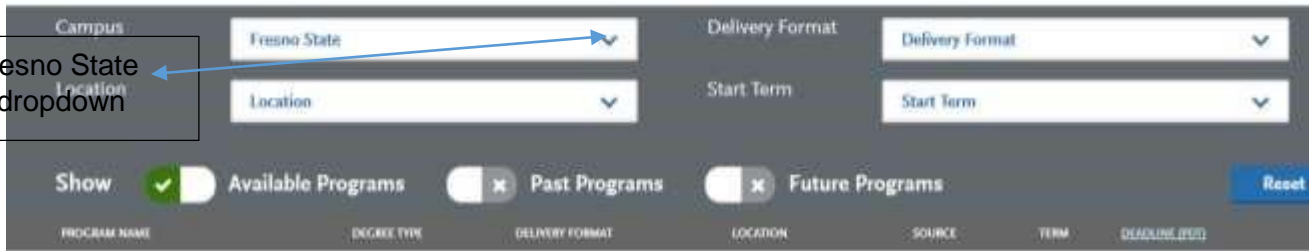
Click on **Start Your Application!** on the bottom of the page.

You will receive a confirmation of saved information as you complete each section.

Your application will be completed online and submitted electronically once you have entered the required information.

Select the Program you want to apply for. This window can always be accessed by clicking on **Add Program** in the top taskbar.

Select Fresno State from the dropdown



If you are applying for the Education Specialist program, make sure you select a **Prelim** option

PROGRAM NAME	DEGREE TYPE	DELIVERY FORMAT	LOCATION	SOURCE	TERM	DEADLINE (2022)
+ Education Specialist - Prelim Educ Sp Mild/Moderate	Credential	Face to Face	Main Campus	Campus	Fall	
+ Education Specialist - Prelim Educ Sp Moderate/Severe	Credential	Face to Face	Main Campus	Campus	Fall	
+ Multiple Subject Credential - BCLAD: Hmong Prelim	Credential	Face to Face	Main Campus	Campus	Fall	
+ Multiple Subject Credential - BCLAD: Spanish Prelim	Credential	Face to Face	Main Campus	Campus	Fall	
+ Multiple Subject Credential - Prelim	Credential	Face to Face	Main Campus	Campus	Fall	
+ Single Subject Credential - Agriculture	Credential	Face to Face	Main Campus	Campus	Fall	
+ Single Subject Credential - Art	Credential	Face to Face	Main Campus	Campus	Fall	
✓ Single Subject Credential - Biological Science Prelim	Credential	Face to Face	Main Campus	Campus	Fall	
+ Single Subject Credential - Chemistry Prelim	Credential	Face to Face	Main Campus	Campus	Fall	
+ Single Subject Credential - Computer Science Prelim	Credential	Face to Face	Main Campus	Campus	Fall	
+ Single Subject Credential - Industrial Technology	Credential	Face to Face	Main Campus	Campus	Fall	
+ Single Subject Credential - Math Prelim	Credential	Face to Face	Main Campus	Campus	Fall	
+ Single Subject Credential - Music	Credential	Face to Face	Main Campus	Campus	Fall	
+ Single Subject Credential - Physical Education	Credential	Face to Face	Main Campus	Campus	Fall	
+ Single Subject Credential - Physical Sci Prelim	Credential	Face to Face	Main Campus	Campus	Fall	
+ Single Subject Credential - Social Science	Credential	Face to Face	Main Campus	Campus	Fall	
+ Single Subject Credential - Spanish	Credential	Face to Face	Main Campus	Campus	Fall	

Click the plus sign next to the program you are applying for.



Once you are done selecting your program click on **'I am Done, Review My Selections'** to continue with your application.

If you are ready to continue with your application, click the **'Continue To My Application'** button.

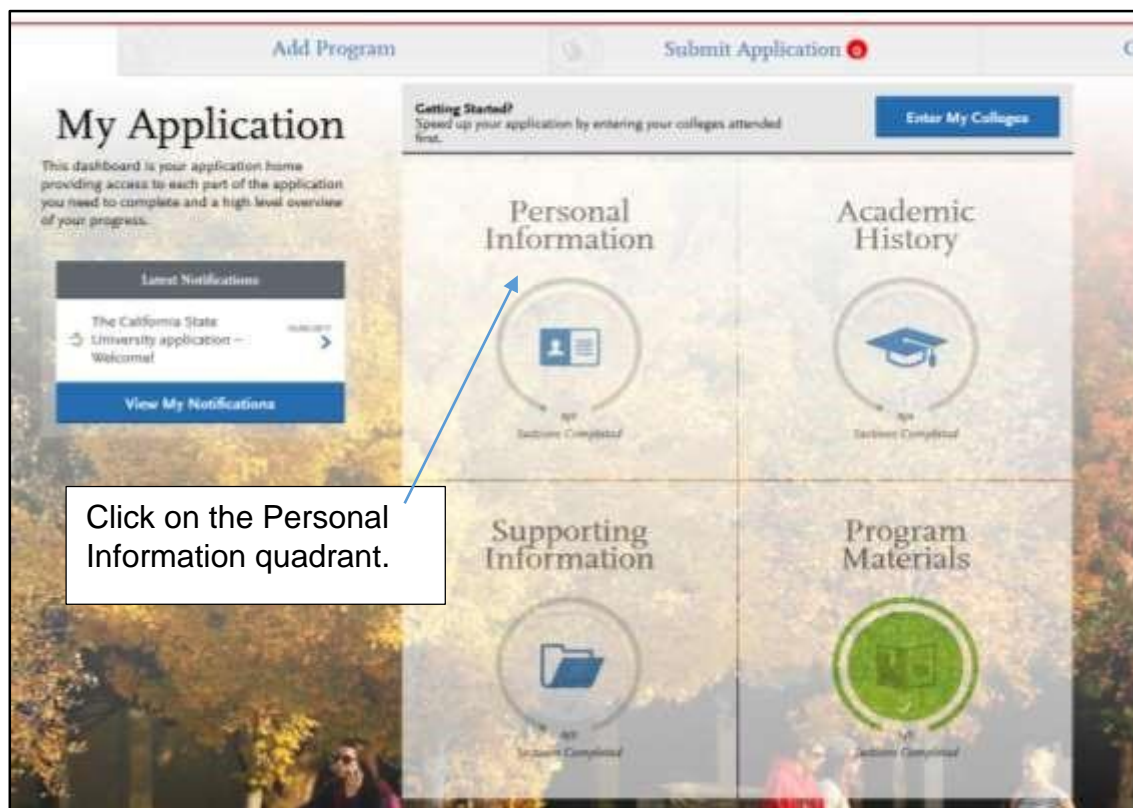
If you can't get to this step, click on the dropdown next to your name in the top right hand corner of the application. You will be directed to complete part of your application.



You can also click on **My Application** in the top taskbar to access the Application Dashboard which will help you access different parts of your application.

Cal State Apply requires you to complete the Personal Information, Academic History and Supporting Information sections (quadrants) in order to submit your application, but you **do not** need to provide all of the information requested.

***Please do not upload any of the credential program admission requirement documents on Cal State Apply - they need to be submitted with your program application.***



**My Application**

This dashboard is your application home providing access to each part of the application you need to complete and a high level overview of your progress.

**Personal Information**  
1/7 Sections Completed

**Latest Notifications**

The California State University application – Welcome! 10/16/2017

**View My Notifications**

- Release Statement
- Biographic Information
- Contact Information
- Citizenship/Residency Information
- Race & Ethnicity
- Other Information
- Credentials

Click on each of the first **6** sections and carefully complete the requested information. Once all questions in each section have been answered, select 'Save and Continue' and then **Continue to Next Section**. If continuing to the next section is not an option, something on the page is filled out incorrectly.

Credentials Section

All required fields in the credentials section must be completed, but answers will not affect your admission to the credential program. You can answer 'No' to all the questions, select anything in the dropdowns, check all the boxes and key in 'No' for the personal narrative.

Click on **My Application** in the top taskbar to return to the dashboard, and click on Academic History.

**Personal Information**  
4/7 Sections Completed

**Academic History**  
0/9 Sections Completed

Add all colleges attended. For each college, enter the degree awarded or in progress, type of term system, and dates of attendance.

## Academic History

Sections Completed

Colleges Attended

Transcript Entry

GPA Entries

Standardized Tests

Applicants with a completed bachelor's degree are not required to complete the Transcript Entry section. To move on select 'I Am Not Adding Any College Transcripts'. Applicants with a bachelor's degree in progress are required to complete this section and only report *In Progress* and *Planned* courses.

Click "Add GPA" button and add your GPA.

Click on [I Am Not Adding Any Standardized Tests](#)

Click on [My Application](#) in the top taskbar to return to the dashboard, and click on Supporting Information.

Add Program

Submit Application

## My Application

This dashboard is your application home providing access to each part of the application you need to complete and a high level overview of your progress.

Latest Notifications

View My Notifications

Supporting Information

Sections Completed

Experiences

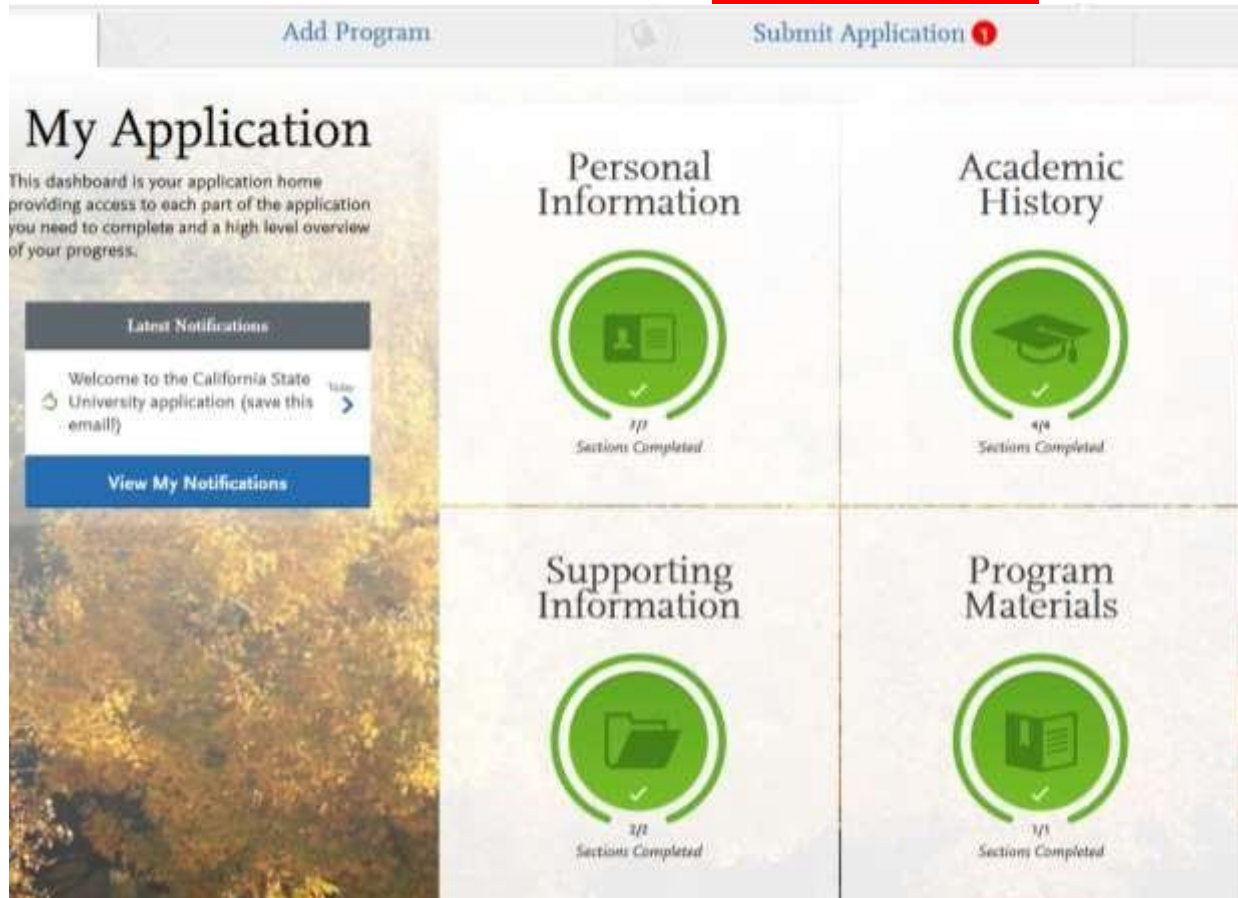
Documents

Click on Experiences and then:  
[I Am Not Adding Any Experiences](#)

Click on Documents, scroll down and then:  
[I Am Not Adding Any Documents](#)

Click on **My Application** in the top taskbar to return to the dashboard.

Once all sections are completed, you can submit your application.



For help completing your Cal State Apply application you may:

- call: 1.857.304.2087
- email: [CalStateApply@lisoncas.com](mailto:CalStateApply@lisoncas.com)
- web: [https://help.liaisonedu.com/Cal\\_State\\_Apply\\_Applicant\\_Help\\_Center](https://help.liaisonedu.com/Cal_State_Apply_Applicant_Help_Center)

On campus you may contact Graduate Admissions at 559.278.4073.



